

Introduction

MR OSBORNE

Assistant Headteacher & Director of IT

Google

Google Search

I'm Feeling Lucky

Google System (GSUITE)



When will you use it?

- Gmail
- Classroom (Assignments)
- Forms (Progress Checks)
- Comments (Teacher/Peer Feedback)



Anytime Access – Anytime Learning



Classroom



Google Classroom

Time to see it LIVE...

- Log into Gmail
- Access classroom



Time to see it LIVE...

- Log into Gmail
- Access classr

THE FIVE SIMPLE STEPS

GUIDE FOR TUTORS TO GO THROUGH – with TUTEES and/or send to parents

SUMMARY

- 1) Search for 'Gmail sign in' on a chrome browser
- 2) Sign into GMAIL
- 3) Click on APPs
- 4) Find Classroom APP
- 5) Click on either the class or join class

HELP

The IT Support Team is extremely approachable but you do need to be polite, knock and wait. Explain clearly what your problem is. They are efficient (and can solve most issues within a couple of minutes).



IT SUPPORT
TEAM



IT SUPPORT

Humanities Corridor

IT2

IT

Support

Office

This way

Where are they?

Located in
Humanities building –
next to IT2

THE FIVE SIMPLE STEPS

GUIDE FOR TUTORS TO GO THROUGH – with TUTEES and/or send to parents

gmail sign in

Type
gmail
sign in

Type in

Web Images Videos News Maps

Settings

United Kingdom Safe Search

Gmail - Email from Google

<https://mail.google.com/mail/>

Gmail is email that's intuitive
access.

HERE

Google

Sign in

Continue to Gmail

Email or phone

[Forgot email?](#)

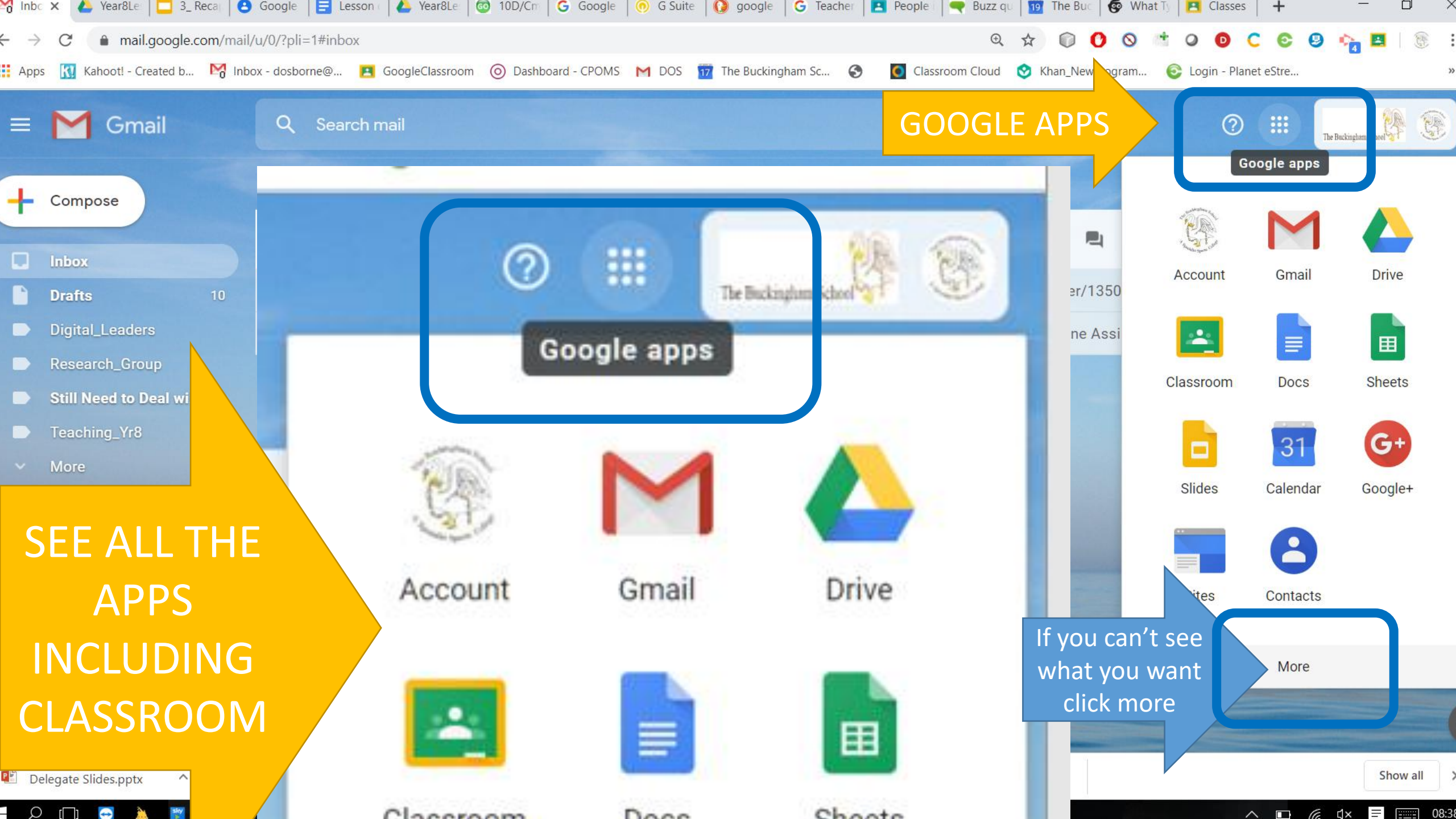
Not your computer? Use Guest mode to sign in privately.

[Learn more](#)

[Create account](#)

Next

firstnamesurname@buckinghamschool.org



GOOGLE APPS

Google apps

Google apps

SEE ALL THE APPS INCLUDING CLASSROOM

If you can't see what you want click more

More

Show all

Compose

- Inbox
- Drafts 10
- Digital_Leaders
- Research_Group
- Still Need to Deal wi
- Teaching_Yr8
- More

Account

Gmail

Drive

Classroom

Docs

Sheets

Account

Gmail

Drive

Classroom

Docs

Sheets

Slides

Calendar

Google+

ites

Contacts

Delegate Slides.pptx



Two Links to know...

CLICK THE APP



Classroom

MENU

SEE ALL OF YOUR CLASSES THAT YOU HAVE JOINED

JOIN




Google Classroom



MENU

JOIN


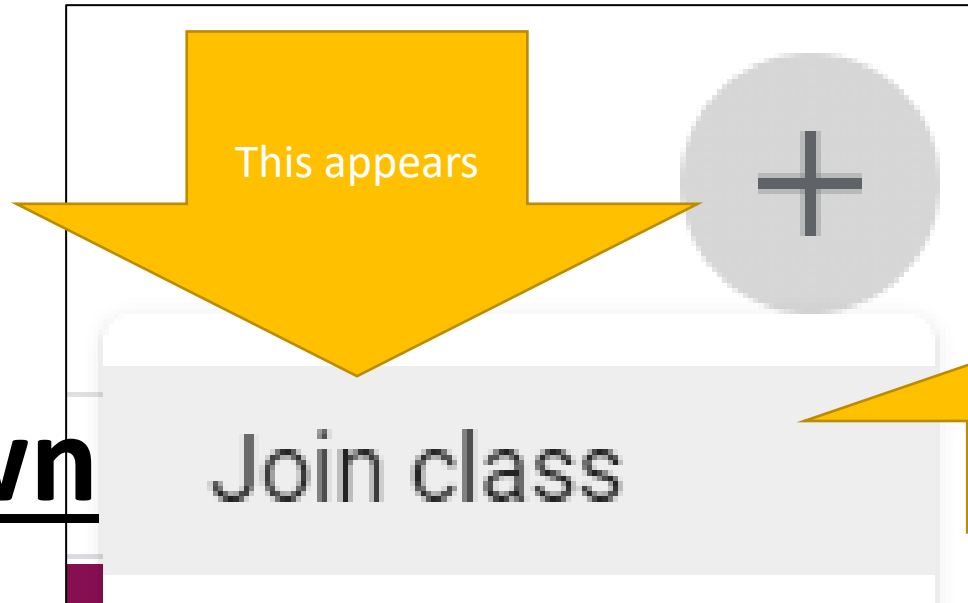
THE CODE



Your teacher has the code


Write it down
carefully

You could show initiative and send an email to your teacher asking them to email it to you (so that have in your records)

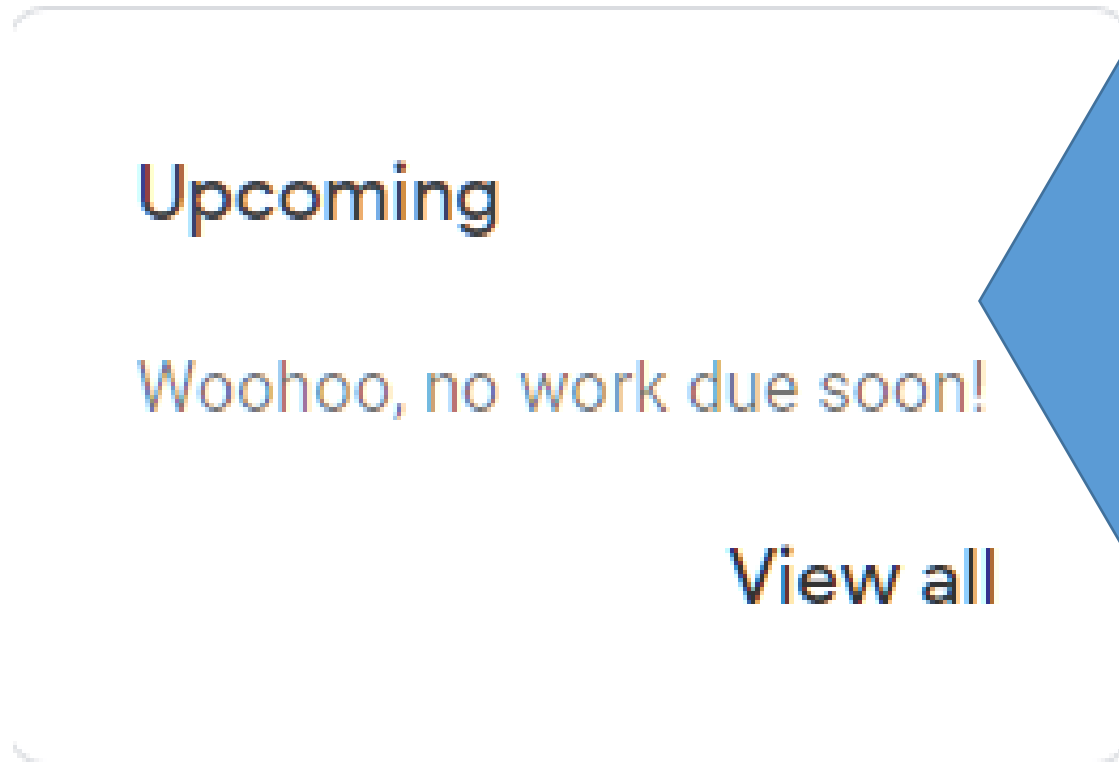


Unique CLASS CODE to each class

What you will need to be able to do once you are in



- DEMONSTRATION



Navigate the classroom – enter a class, find your work, find

ALL YOUR LESSONS

- Catch up on any learning missed...

Lessons ⋮

 Lesson 2 No due date ⋮

 Lesson 1 No due date ⋮

Key Documents ⋮

 Expectations No due date ⋮

Find
Resources

Organised
by TOPICS

Google Docs

Talk to the Teacher

The screenshot shows a Google Docs interface. The document title is "Our Student - Digital_Exercise_Book_Ks3". The text in the document discusses online safety and cyberbullying. A comment box is open, showing a user profile for "Our Student" and a comment that says "+dosborne". Below the comment box, there are "Comment" and "Cancel" buttons. A large blue arrow points from the word "Comment" to the comment box. In the top right corner of the document, there are "TURN IN" and "Share" buttons, which are highlighted with a blue box. The browser's address bar shows the Google Docs URL.

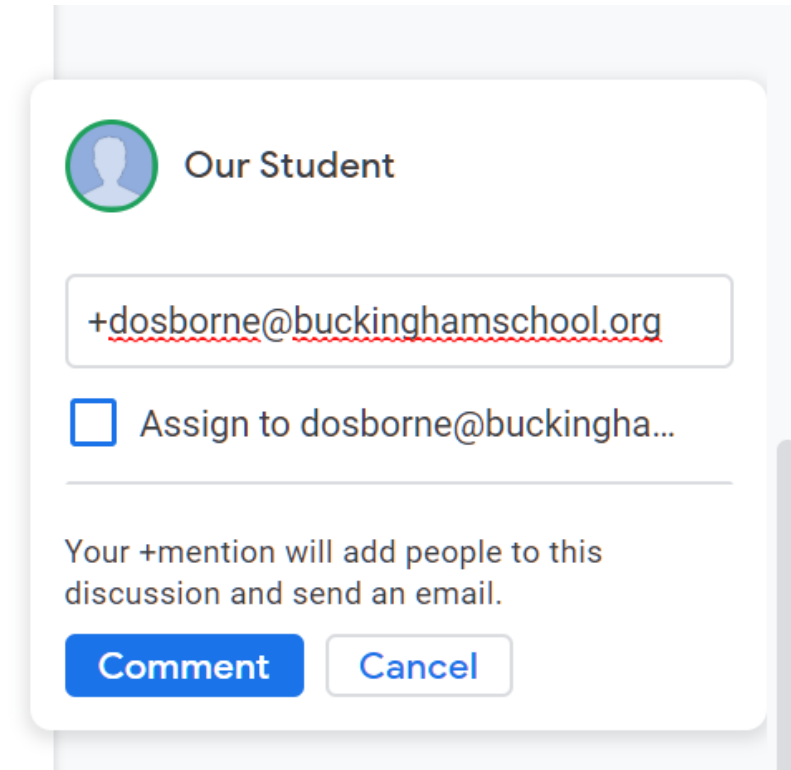
In today's lesson we were learning about e-safety and how to keep ourselves safe online. I believe I am currently working at a "Developing" because I can describe to my peers how to use the internet safely (don't chat with strangers, keep your passwords to yourself, share any information that concerns you with a trusted adult). However, I can improve by learning about cyber crime and how to protect yourself against malware. Within the lesson I demonstrated curiosity because I asked a question about the difference between white hat and black hat hackers.

What are examples of unacceptable behaviour?
It is unacceptable to bully people online (called cyber bullying) by calling them names or being mean to them. You need to treat people with respect online, even if you don't know who they are.

What are examples of acceptable behaviour?
It is important to gain consent (permission) to share people's photos online, as some people do not want photos of themselves online (creating a digital footprint). If I'm using any social media sites like instagram it's a good idea to have my privacy settings restricted so that only me and my friends can see it (I don't want anyone)

Comments

- Send an email



Our Student

+dosborne@buckingham.school.org

Assign to dosborne@buckingha...

Your +mention will add people to this discussion and send an email.

[Comment](#) [Cancel](#)

+dosborne@buckingham.school.org

Email will be generated for your teacher



Our Student - Digital_Exercise_Book_Ks3 Inbox x

Our Student (Google Docs) <comments-noreply@docs.google.com>
to me ▾

Images are not displayed. Display images below - Always display images from comments-noreply@docs.google.com

Our Student added action items and comments to the following document

Our Student - Digital_Exercise_Book_Ks3

New
1 action item, 1 comment

Action Items

Our Student **New**
+dosborne@buckinghamsschool.org
This will generate an email to your teacher.
I am stuck on this topic, please can you help me
Assigned to you

Our Student [Reply](#) [Open](#)