



High Attendance = High Attainment

Success for All through Achievement, Challenge & Enjoyment





ACE Attendance = ACE Attainment



2016/2017 Year 11 Attendance and Attainment Figures:

- 70% of students with **100%** attendance achieved Grades 4+ in English and Maths
- 75% of students with 96% or better attendance achieved Grades 4+ in English and Maths

Success for All through Achievement, Challenge & Enjoyment





ACE Attendance = ACE Attainment



2016/2017 Year 11

- 40% students whose attendance was 91% - 96% attendance achieved Grades 4+ in English and Maths
- Only 27% of these students who attended less than 90% failed to gain Grades 4+ in English and Maths









Success for All through Achievement, Challenge & Enjoyment



‘Every Lesson Counts’



	ATTENDANCE RATE	TOTAL NUMBER OF DAYS OFF IN A SCHOOL YEAR
	80%	40
	85%	30
	90%	20
	95%	10
	97%	6
	100%	0

	ATTENDANCE RATE	IMPACT ON ATTAINMENT
	LESS THAN 80%	LESS THAN 20% CHANCE OF 4 LEVELS OF PROGRESS
	LESS THAN 85%	LESS THAN 35% CHANCE OF 4 LEVELS OF PROGRESS
	LESS THAN 90%	LESS THAN 50% CHANCE OF 4 LEVELS OF PROGRESS
	95%	GOOD CHANCE OF 4 LEVELS OF PROGRESS
	97%	V. GOOD CHANCE OF 4 LEVELS OF PROGRESS
	100%	EVERY CHANCE OF 4 LEVELS OF PROGRESS

